

Dromex

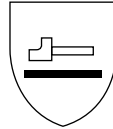


PREMIUM PIG LEATHER GLOVES



GTIG

EN 388:2003



4122



Description

Dromex® GTIG pigskin full grain leather gloves are designed for TIG (Tungsten Inert Gas) welding or driver glove users. Consists of a tan dyed pigskin premium full grain leather, with a gunn cut, keystone thumb and shirred cuff. Reinforced with syntax thread and cotton bound cuff trim for additional strength.

Special Instructions

Although the manufacturer has examined these gloves under the system for ensuring quality of production by means of monitoring and inspection, we recommend that all gloves should be thoroughly inspected before use to ensure no damage is present.

None of the materials or processes used in the manufacture of these products are known to be harmful to the wearer. The gloves and information contained herein are designed to accommodate the basic safety requirements and standards for Personal Protective Equipment. Actual conditions of use cannot be directly simulated in a test environment, therefore it is the responsibility of the user and not the manufacturer or supplier to determine the suitability for intended use.

Compliance & Conformity

Complies with the requirements of CE type examinations EN 420 for innocuousness, pH value >3,5 <9,5, Chromium VI in leather shall not exceed 3,0 mg/kg and the size is correct. EN 388 for compliance with directive 89/686/EEC Mechanical Risks (4,1,2,2).

Quality System conforms to ISO 9001:2008 and environmental management system ISO 14001:2015 system certificates or acceptable equivalent.

Specifications

Style: Gunn cut, keystone thumb
 Liner: NIL
 Palm: Full grain leather 0.8 to 1.0mm ± 5%
 Back: Full grain 0.8 to 1.0mm, shirred ± 5%
 Cuff: Continuous side open cuff with polyester binding (refer to Size's Available for cuff trim colour)
 Mass: ±105g per Pair (size XL)

Packaging, Storage & Obsolescence

Packed 12 pairs per bundle and packed 120 pairs per carton for shipping. Store in a cool dry place. Stored correctly, the gloves physical properties will not change for up to three years.



Cleaning & Maintenance

Gloves should not be left in a contaminated condition if re-use is intended especially if potential hazards exist. Before removal from the hands excess contaminant should first be removed from the gloves. Should this not be possible, it is advisable to ease left and right hand gloves off using the gloved hand and remove the gloves without the contaminant contacting the bare hands.

How to decontaminate your leather glove.

NOTE: Under no circumstances should leather submerged in water.

1. Prepare a lukewarm water solution using mild detergent.
2. Gently wipe your leather glove with a cloth.
3. In-order to reduce stiffening, allow the leather glove to dry naturally.

Disposal

All industrial waste should be disposed of correctly according to local regulations and good disposal practice. Gloves should be disposed of considering the hazardous substances they were used for. Please consider recycling.


Sizes Available

Code	Size	Palm Length	Cuff Colour
GTIG-8	S/M	95mm (±2mm)	Dark Green
GTIG-9	M/L	105mm (±2mm)	Yellow
GTIG-10	L/XL	110mm (±2mm)	Red
GTIG-11	XL/XXL	120mm (±2mm)	Brown
GTIG-12	XXL/XXXL	130mm (±2mm)	Brown

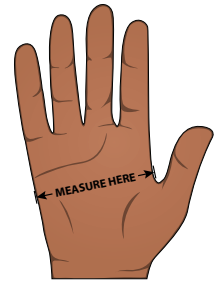
* As per the EN420 standard, actual measurement of gloves are determined by the manufacturer, taking into account the behaviour of the glove material, its thickness (such as leather gloves, PVC gloves etc), elasticity and the intended use.

* Sizing charts only serve as a guide. Sizes and measurements are for reference only. In order to make an informed decision, always try on the gloves as each glove features a unique construction to accommodate a wearer's preferences.

Marking



Measurement Guide



Materials



1. Winged thumb
2. Gunn cut
3. Keystone thumb
4. Shirred cuff

Dromex: Unit 1, 1 Blase Road, New Germany, 3620, South Africa
 T. +27(31) 713 1960 E. info@dromex.co.za

www.dromex.co.za

Disclaimer

Dromex reserves the right to make changes without further notice to any products herein to improve function, design or reliability and validity. Dromex does not assume any liability arising out of the application or use of any product described herein. Reproduction in whole or in part is prohibited without the prior written consent of the copyright owner.

Latest update: 17/02/2022